

# Matriculation

## Diversity Pipeline

Nursing Practice, Peoria, Doctorate

Fall 2013 - Fall 2017

|                                 | Fall Semester Year | Applied     |               |              |           |              | Admitted    |               |              |           |             | Non-URM Admitted to Applied Yield % | URM Admitted to Applied Yield % | New Enrollment |               |              |           |             | Non-URM Enrolled to Admitted Yield % | URM Enrolled to Admitted Yield % | Total Enrollment |               |              |           |             |
|---------------------------------|--------------------|-------------|---------------|--------------|-----------|--------------|-------------|---------------|--------------|-----------|-------------|-------------------------------------|---------------------------------|----------------|---------------|--------------|-----------|-------------|--------------------------------------|----------------------------------|------------------|---------------|--------------|-----------|-------------|
|                                 |                    | Grand Total | Non-URM Total |              | URM Total |              | Grand Total | Non-URM Total |              | URM Total |             |                                     |                                 | Grand Total    | Non-URM Total |              | URM Total |             |                                      |                                  | Grand Total      | Non-URM Total |              | URM Total |             |
|                                 |                    |             | Count         | %            | Count     | %            |             | Count         | %            | Count     | %           |                                     |                                 |                | Count         | %            | Count     | %           |                                      |                                  |                  | Count         | %            | Count     | %           |
| All                             | 2013               | 6           | 6             | 100.0%       | 0         | 0.0%         | 2           | 2             | 100.0%       | 0         | 0.0%        | 33.3%                               | 0.0%                            | 1              | 1             | 100.0%       | 0         | 0.0%        | 50.0%                                | 0.0%                             | 5                | 5             | 100.0%       | 0         | 0.0%        |
|                                 | 2014               | 20          | 19            | 95.0%        | 1         | 5.0%         | 15          | 14            | 93.3%        | 1         | 6.7%        | 73.7%                               | 100.0%                          | 15             | 14            | 93.3%        | 1         | 6.7%        | 100.0%                               | 100.0%                           | 20               | 19            | 95.0%        | 1         | 5.0%        |
|                                 | 2015               | 23          | 20            | 87.0%        | 3         | 13.0%        | 17          | 15            | 88.2%        | 2         | 11.8%       | 75.0%                               | 66.7%                           | 13             | 12            | 92.3%        | 1         | 7.7%        | 80.0%                                | 50.0%                            | 26               | 25            | 96.2%        | 1         | 3.8%        |
|                                 | 2016               | 30          | 27            | 90.0%        | 3         | 10.0%        | 19          | 18            | 94.7%        | 1         | 5.3%        | 66.7%                               | 33.3%                           | 13             | 13            | 100.0%       | 0         | 0.0%        | 72.2%                                | 0.0%                             | 32               | 31            | 96.9%        | 1         | 3.1%        |
|                                 | 2017               | 18          | 15            | 83.3%        | 3         | 16.7%        | 14          | 12            | 85.7%        | 2         | 14.3%       | 80.0%                               | 66.7%                           | 10             | 8             | 80.0%        | 2         | 20.0%       | 66.7%                                | 100.0%                           | 36               | 33            | 91.7%        | 3         | 8.3%        |
|                                 | <b>Average</b>     | <b>19</b>   | <b>17</b>     | <b>89.7%</b> | <b>2</b>  | <b>10.3%</b> | <b>13</b>   | <b>12</b>     | <b>91.0%</b> | <b>1</b>  | <b>9.0%</b> | <b>70.1%</b>                        | <b>60.0%</b>                    | <b>10</b>      | <b>10</b>     | <b>92.3%</b> | <b>1</b>  | <b>7.7%</b> | <b>78.7%</b>                         | <b>66.7%</b>                     | <b>24</b>        | <b>23</b>     | <b>95.0%</b> | <b>1</b>  | <b>5.0%</b> |
| Masters & IBHE Certificate      | 2013               | 0           | 0             | 0.0%         | 0         | 0.0%         | 0           | 0             | 0.0%         | 0         | 0.0%        | 0.0%                                | 0.0%                            | 0              | 0             | 0.0%         | 0         | 0.0%        | 0.0%                                 | 0.0%                             | 0                | 0             | 0.0%         | 0         | 0.0%        |
|                                 | 2014               | 0           | 0             | 0.0%         | 0         | 0.0%         | 0           | 0             | 0.0%         | 0         | 0.0%        | 0.0%                                | 0.0%                            | 0              | 0             | 0.0%         | 0         | 0.0%        | 0.0%                                 | 0.0%                             | 0                | 0             | 0.0%         | 0         | 0.0%        |
|                                 | 2015               | 0           | 0             | 0.0%         | 0         | 0.0%         | 0           | 0             | 0.0%         | 0         | 0.0%        | 0.0%                                | 0.0%                            | 0              | 0             | 0.0%         | 0         | 0.0%        | 0.0%                                 | 0.0%                             | 0                | 0             | 0.0%         | 0         | 0.0%        |
|                                 | 2016               | 0           | 0             | 0.0%         | 0         | 0.0%         | 0           | 0             | 0.0%         | 0         | 0.0%        | 0.0%                                | 0.0%                            | 0              | 0             | 0.0%         | 0         | 0.0%        | 0.0%                                 | 0.0%                             | 0                | 0             | 0.0%         | 0         | 0.0%        |
|                                 | 2017               | 0           | 0             | 0.0%         | 0         | 0.0%         | 0           | 0             | 0.0%         | 0         | 0.0%        | 0.0%                                | 0.0%                            | 0              | 0             | 0.0%         | 0         | 0.0%        | 0.0%                                 | 0.0%                             | 0                | 0             | 0.0%         | 0         | 0.0%        |
|                                 | <b>Average</b>     | <b>0</b>    | <b>0</b>      | <b>0.0%</b>  | <b>0</b>  | <b>0.0%</b>  | <b>0</b>    | <b>0</b>      | <b>0.0%</b>  | <b>0</b>  | <b>0.0%</b> | <b>0.0%</b>                         | <b>0.0%</b>                     | <b>0</b>       | <b>0</b>      | <b>0.0%</b>  | <b>0</b>  | <b>0.0%</b> | <b>0.0%</b>                          | <b>0.0%</b>                      | <b>0</b>         | <b>0</b>      | <b>0.0%</b>  | <b>0</b>  | <b>0.0%</b> |
| Doctorate                       | 2013               | 0           | 0             | 0.0%         | 0         | 0.0%         | 0           | 0             | 0.0%         | 0         | 0.0%        | 0.0%                                | 0.0%                            | 0              | 0             | 0.0%         | 0         | 0.0%        | 0.0%                                 | 0.0%                             | 0                | 0             | 0.0%         | 0         | 0.0%        |
|                                 | 2014               | 0           | 0             | 0.0%         | 0         | 0.0%         | 0           | 0             | 0.0%         | 0         | 0.0%        | 0.0%                                | 0.0%                            | 0              | 0             | 0.0%         | 0         | 0.0%        | 0.0%                                 | 0.0%                             | 0                | 0             | 0.0%         | 0         | 0.0%        |
|                                 | 2015               | 0           | 0             | 0.0%         | 0         | 0.0%         | 0           | 0             | 0.0%         | 0         | 0.0%        | 0.0%                                | 0.0%                            | 0              | 0             | 0.0%         | 0         | 0.0%        | 0.0%                                 | 0.0%                             | 0                | 0             | 0.0%         | 0         | 0.0%        |
|                                 | 2016               | 0           | 0             | 0.0%         | 0         | 0.0%         | 0           | 0             | 0.0%         | 0         | 0.0%        | 0.0%                                | 0.0%                            | 0              | 0             | 0.0%         | 0         | 0.0%        | 0.0%                                 | 0.0%                             | 0                | 0             | 0.0%         | 0         | 0.0%        |
|                                 | 2017               | 0           | 0             | 0.0%         | 0         | 0.0%         | 0           | 0             | 0.0%         | 0         | 0.0%        | 0.0%                                | 0.0%                            | 0              | 0             | 0.0%         | 0         | 0.0%        | 0.0%                                 | 0.0%                             | 0                | 0             | 0.0%         | 0         | 0.0%        |
|                                 | <b>Average</b>     | <b>0</b>    | <b>0</b>      | <b>0.0%</b>  | <b>0</b>  | <b>0.0%</b>  | <b>0</b>    | <b>0</b>      | <b>0.0%</b>  | <b>0</b>  | <b>0.0%</b> | <b>0.0%</b>                         | <b>0.0%</b>                     | <b>0</b>       | <b>0</b>      | <b>0.0%</b>  | <b>0</b>  | <b>0.0%</b> | <b>0.0%</b>                          | <b>0.0%</b>                      | <b>0</b>         | <b>0</b>      | <b>0.0%</b>  | <b>0</b>  | <b>0.0%</b> |
| Non-Degree & Campus Certificate | 2013               | 6           | 6             | 100.0%       | 0         | 0.0%         | 2           | 2             | 100.0%       | 0         | 0.0%        | 33.3%                               | 0.0%                            | 1              | 1             | 100.0%       | 0         | 0.0%        | 50.0%                                | 0.0%                             | 5                | 5             | 100.0%       | 0         | 0.0%        |
|                                 | 2014               | 20          | 19            | 95.0%        | 1         | 5.0%         | 15          | 14            | 93.3%        | 1         | 6.7%        | 73.7%                               | 100.0%                          | 15             | 14            | 93.3%        | 1         | 6.7%        | 100.0%                               | 100.0%                           | 20               | 19            | 95.0%        | 1         | 5.0%        |
|                                 | 2015               | 23          | 20            | 87.0%        | 3         | 13.0%        | 17          | 15            | 88.2%        | 2         | 11.8%       | 75.0%                               | 66.7%                           | 13             | 12            | 92.3%        | 1         | 7.7%        | 80.0%                                | 50.0%                            | 26               | 25            | 96.2%        | 1         | 3.8%        |
|                                 | 2016               | 30          | 27            | 90.0%        | 3         | 10.0%        | 19          | 18            | 94.7%        | 1         | 5.3%        | 66.7%                               | 33.3%                           | 13             | 13            | 100.0%       | 0         | 0.0%        | 72.2%                                | 0.0%                             | 32               | 31            | 96.9%        | 1         | 3.1%        |
|                                 | 2017               | 18          | 15            | 83.3%        | 3         | 16.7%        | 14          | 12            | 85.7%        | 2         | 14.3%       | 80.0%                               | 66.7%                           | 10             | 8             | 80.0%        | 2         | 20.0%       | 66.7%                                | 100.0%                           | 36               | 33            | 91.7%        | 3         | 8.3%        |
|                                 | <b>Average</b>     | <b>19</b>   | <b>17</b>     | <b>89.7%</b> | <b>2</b>  | <b>10.3%</b> | <b>13</b>   | <b>12</b>     | <b>91.0%</b> | <b>1</b>  | <b>9.0%</b> | <b>70.1%</b>                        | <b>60.0%</b>                    | <b>10</b>      | <b>10</b>     | <b>92.3%</b> | <b>1</b>  | <b>7.7%</b> | <b>78.7%</b>                         | <b>66.7%</b>                     | <b>24</b>        | <b>23</b>     | <b>95.0%</b> | <b>1</b>  | <b>5.0%</b> |

**Note:** URM stands for Under-Represented Minority and includes American Indian or Alaska Native; Black or African-American; Hispanic / Latino race/ethnicity groups

# Applications - Total

## by Race/Ethnicity

Nursing Practice, Peoria, Doctorate

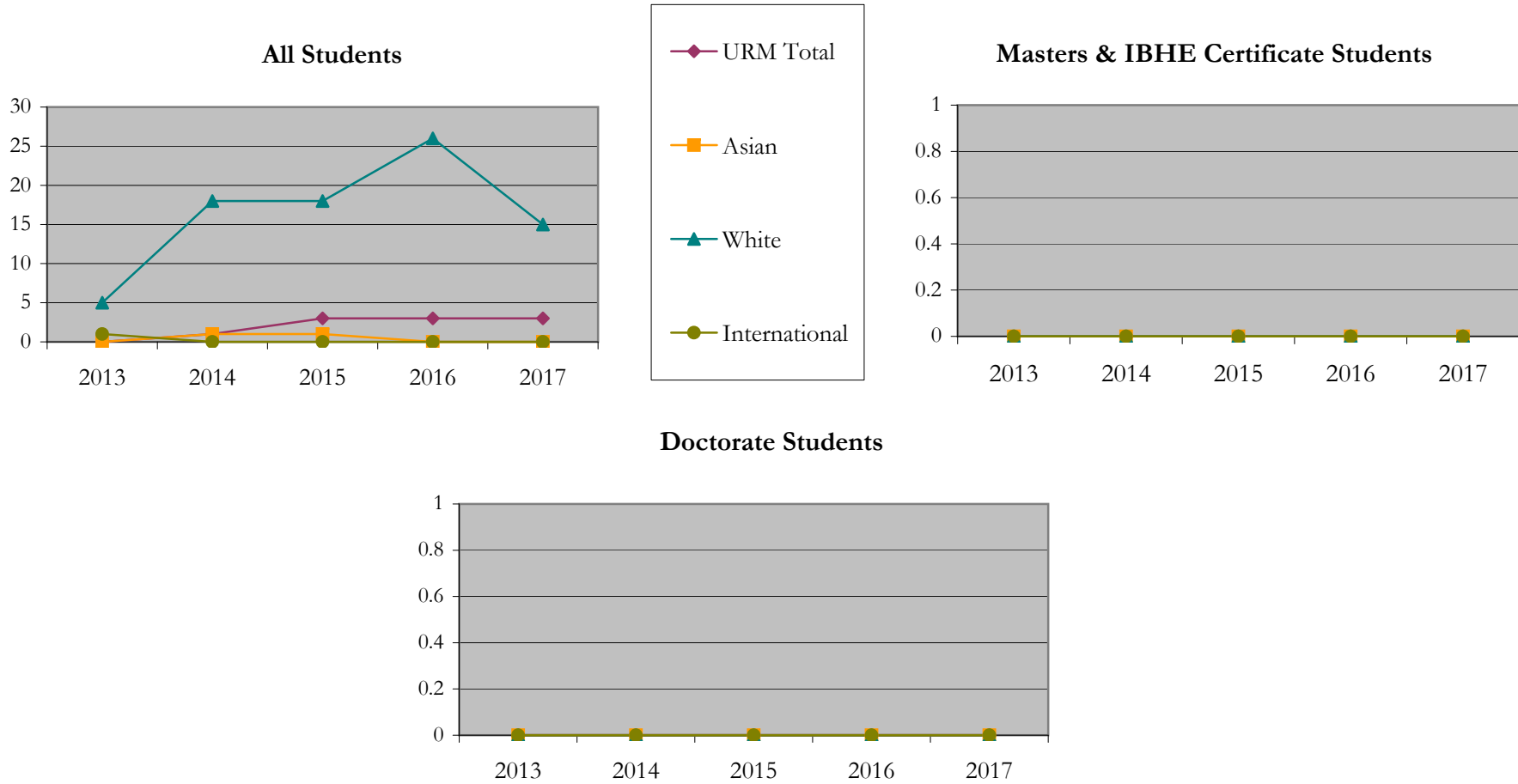
Fall 2013 - Fall 2017

|                                 |      | Total | Under Represented Minorities (URM) |     |                           |     |                   |     |           |      |       |     |                                     |     |       |      |                   |     | Not Reported |               |   |
|---------------------------------|------|-------|------------------------------------|-----|---------------------------|-----|-------------------|-----|-----------|------|-------|-----|-------------------------------------|-----|-------|------|-------------------|-----|--------------|---------------|---|
|                                 |      |       | American Indian or Alaska Native   |     | Black or African American |     | Hispanic / Latino |     | URM Total |      | Asian |     | Native Hawaiian or Pacific Islander |     | White |      | Two or More Races |     |              | International |   |
|                                 |      |       | Count                              | %   | Count                     | %   | Count             | %   | Count     | %    | Count | %   | Count                               | %   | Count | %    | Count             | %   |              | Count         | % |
| All                             | 2013 | 6     | 0                                  | 0.0 | 0                         | 0.0 | 0                 | 0.0 | 0         | 0.0  | 0     | 0.0 | 0                                   | 0.0 | 5     | 83.3 | 0                 | 0.0 | 1            | 16.7          | 0 |
|                                 | 2014 | 20    | 0                                  | 0.0 | 1                         | 5.0 | 0                 | 0.0 | 1         | 5.0  | 1     | 5.0 | 0                                   | 0.0 | 18    | 90.0 | 0                 | 0.0 | 0            | 0.0           | 0 |
|                                 | 2015 | 23    | 0                                  | 0.0 | 2                         | 8.7 | 1                 | 4.3 | 3         | 13.0 | 1     | 4.3 | 0                                   | 0.0 | 18    | 78.3 | 0                 | 0.0 | 0            | 0.0           | 1 |
|                                 | 2016 | 30    | 0                                  | 0.0 | 1                         | 3.3 | 2                 | 6.7 | 3         | 10.0 | 0     | 0.0 | 0                                   | 0.0 | 26    | 86.7 | 1                 | 3.3 | 0            | 0.0           | 0 |
|                                 | 2017 | 18    | 1                                  | 5.6 | 1                         | 5.6 | 1                 | 5.6 | 3         | 16.7 | 0     | 0.0 | 0                                   | 0.0 | 15    | 83.3 | 0                 | 0.0 | 0            | 0.0           | 0 |
| Masters & IBHE Certificate      | 2013 | 0     | 0                                  | 0.0 | 0                         | 0.0 | 0                 | 0.0 | 0         | 0.0  | 0     | 0.0 | 0                                   | 0.0 | 0     | 0.0  | 0                 | 0.0 | 0            | 0.0           | 0 |
|                                 | 2014 | 0     | 0                                  | 0.0 | 0                         | 0.0 | 0                 | 0.0 | 0         | 0.0  | 0     | 0.0 | 0                                   | 0.0 | 0     | 0.0  | 0                 | 0.0 | 0            | 0.0           | 0 |
|                                 | 2015 | 0     | 0                                  | 0.0 | 0                         | 0.0 | 0                 | 0.0 | 0         | 0.0  | 0     | 0.0 | 0                                   | 0.0 | 0     | 0.0  | 0                 | 0.0 | 0            | 0.0           | 0 |
|                                 | 2016 | 0     | 0                                  | 0.0 | 0                         | 0.0 | 0                 | 0.0 | 0         | 0.0  | 0     | 0.0 | 0                                   | 0.0 | 0     | 0.0  | 0                 | 0.0 | 0            | 0.0           | 0 |
|                                 | 2017 | 0     | 0                                  | 0.0 | 0                         | 0.0 | 0                 | 0.0 | 0         | 0.0  | 0     | 0.0 | 0                                   | 0.0 | 0     | 0.0  | 0                 | 0.0 | 0            | 0.0           | 0 |
| Doctorate                       | 2013 | 0     | 0                                  | 0.0 | 0                         | 0.0 | 0                 | 0.0 | 0         | 0.0  | 0     | 0.0 | 0                                   | 0.0 | 0     | 0.0  | 0                 | 0.0 | 0            | 0.0           | 0 |
|                                 | 2014 | 0     | 0                                  | 0.0 | 0                         | 0.0 | 0                 | 0.0 | 0         | 0.0  | 0     | 0.0 | 0                                   | 0.0 | 0     | 0.0  | 0                 | 0.0 | 0            | 0.0           | 0 |
|                                 | 2015 | 0     | 0                                  | 0.0 | 0                         | 0.0 | 0                 | 0.0 | 0         | 0.0  | 0     | 0.0 | 0                                   | 0.0 | 0     | 0.0  | 0                 | 0.0 | 0            | 0.0           | 0 |
|                                 | 2016 | 0     | 0                                  | 0.0 | 0                         | 0.0 | 0                 | 0.0 | 0         | 0.0  | 0     | 0.0 | 0                                   | 0.0 | 0     | 0.0  | 0                 | 0.0 | 0            | 0.0           | 0 |
|                                 | 2017 | 0     | 0                                  | 0.0 | 0                         | 0.0 | 0                 | 0.0 | 0         | 0.0  | 0     | 0.0 | 0                                   | 0.0 | 0     | 0.0  | 0                 | 0.0 | 0            | 0.0           | 0 |
| Non-Degree & Campus Certificate | 2013 | 6     | 0                                  | 0.0 | 0                         | 0.0 | 0                 | 0.0 | 0         | 0.0  | 0     | 0.0 | 0                                   | 0.0 | 5     | 83.3 | 0                 | 0.0 | 1            | 16.7          | 0 |
|                                 | 2014 | 20    | 0                                  | 0.0 | 1                         | 5.0 | 0                 | 0.0 | 1         | 5.0  | 1     | 5.0 | 0                                   | 0.0 | 18    | 90.0 | 0                 | 0.0 | 0            | 0.0           | 0 |
|                                 | 2015 | 23    | 0                                  | 0.0 | 2                         | 8.7 | 1                 | 4.3 | 3         | 13.0 | 1     | 4.3 | 0                                   | 0.0 | 18    | 78.3 | 0                 | 0.0 | 0            | 0.0           | 1 |
|                                 | 2016 | 30    | 0                                  | 0.0 | 1                         | 3.3 | 2                 | 6.7 | 3         | 10.0 | 0     | 0.0 | 0                                   | 0.0 | 26    | 86.7 | 1                 | 3.3 | 0            | 0.0           | 0 |
|                                 | 2017 | 18    | 1                                  | 5.6 | 1                         | 5.6 | 1                 | 5.6 | 3         | 16.7 | 0     | 0.0 | 0                                   | 0.0 | 15    | 83.3 | 0                 | 0.0 | 0            | 0.0           | 0 |

**Note:** URM stands for Under-Represented Minority and includes American Indian or Alaska Native; Black or African-American; Hispanic / Latino race/ethnicity groups

# Applications - Total by Race/Ethnicity

Nursing Practice, Peoria, Doctorate  
Fall 2013 - Fall 2017



**Notes:** 1) URM stands for Under-Represented Minority and includes American Indian or Alaska Native; Black or African-American; Hispanic / Latino race/ethnicity groups  
2) Individual URM groups, Native Hawaiian Pacific Islander, Two or More Races, and Other race/ethnicity categories left off this charts due to relatively low numbers

# Applications - Admitted

## by Race/Ethnicity

Nursing Practice, Peoria, Doctorate

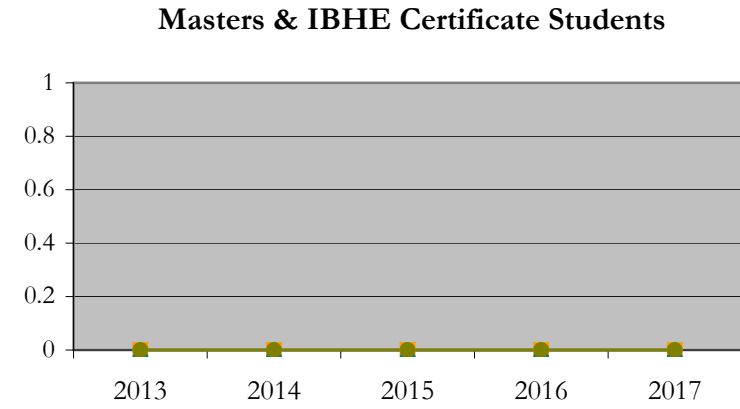
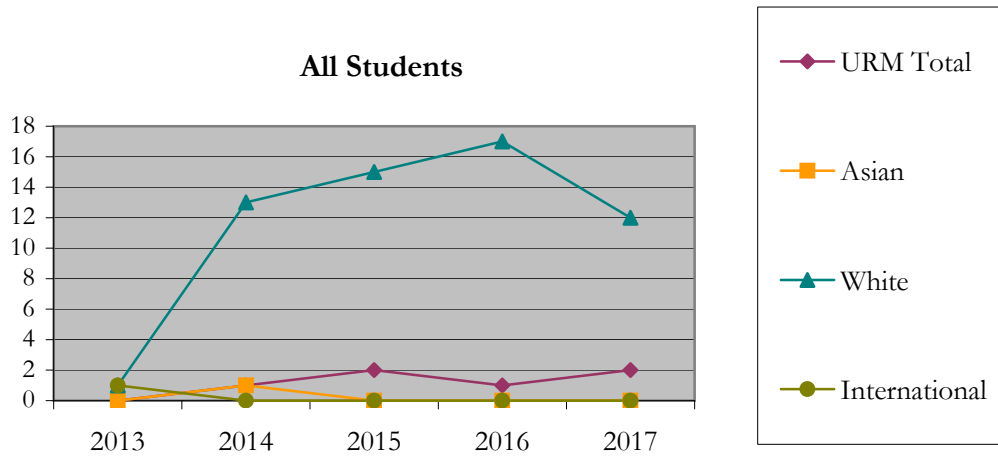
Fall 2013 - Fall 2017

|                                 |      | Total | Under Represented Minorities (URM) |     |                           |     |                   |     |           |      |       |     |                                     |     |       |      |                   |     |               |      |              |
|---------------------------------|------|-------|------------------------------------|-----|---------------------------|-----|-------------------|-----|-----------|------|-------|-----|-------------------------------------|-----|-------|------|-------------------|-----|---------------|------|--------------|
|                                 |      |       | American Indian or Alaska Native   |     | Black or African American |     | Hispanic / Latino |     | URM Total |      | Asian |     | Native Hawaiian or Pacific Islander |     | White |      | Two or More Races |     | International |      | Not Reported |
|                                 |      |       | Count                              | %   | Count                     | %   | Count             | %   | Count     | %    | Count | %   | Count                               | %   | Count | %    | Count             | %   | Count         | %    | Count        |
| All                             | 2013 | 2     | 0                                  | 0.0 | 0                         | 0.0 | 0                 | 0.0 | 0         | 0.0  | 0     | 0.0 | 0                                   | 0.0 | 1     | 50.0 | 0                 | 0.0 | 1             | 50.0 | 0            |
|                                 | 2014 | 15    | 0                                  | 0.0 | 1                         | 6.7 | 0                 | 0.0 | 1         | 6.7  | 1     | 6.7 | 0                                   | 0.0 | 13    | 86.7 | 0                 | 0.0 | 0             | 0.0  | 0            |
|                                 | 2015 | 17    | 0                                  | 0.0 | 1                         | 5.9 | 1                 | 5.9 | 2         | 11.8 | 0     | 0.0 | 0                                   | 0.0 | 15    | 88.2 | 0                 | 0.0 | 0             | 0.0  | 0            |
|                                 | 2016 | 19    | 0                                  | 0.0 | 0                         | 0.0 | 1                 | 5.3 | 1         | 5.3  | 0     | 0.0 | 0                                   | 0.0 | 17    | 89.5 | 1                 | 5.3 | 0             | 0.0  | 0            |
|                                 | 2017 | 14    | 1                                  | 7.1 | 1                         | 7.1 | 0                 | 0.0 | 2         | 14.3 | 0     | 0.0 | 0                                   | 0.0 | 12    | 85.7 | 0                 | 0.0 | 0             | 0.0  | 0            |
| Masters & IBHE Certificate      | 2013 | 0     | 0                                  | 0.0 | 0                         | 0.0 | 0                 | 0.0 | 0         | 0.0  | 0     | 0.0 | 0                                   | 0.0 | 0     | 0.0  | 0                 | 0.0 | 0             | 0.0  | 0            |
|                                 | 2014 | 0     | 0                                  | 0.0 | 0                         | 0.0 | 0                 | 0.0 | 0         | 0.0  | 0     | 0.0 | 0                                   | 0.0 | 0     | 0.0  | 0                 | 0.0 | 0             | 0.0  | 0            |
|                                 | 2015 | 0     | 0                                  | 0.0 | 0                         | 0.0 | 0                 | 0.0 | 0         | 0.0  | 0     | 0.0 | 0                                   | 0.0 | 0     | 0.0  | 0                 | 0.0 | 0             | 0.0  | 0            |
|                                 | 2016 | 0     | 0                                  | 0.0 | 0                         | 0.0 | 0                 | 0.0 | 0         | 0.0  | 0     | 0.0 | 0                                   | 0.0 | 0     | 0.0  | 0                 | 0.0 | 0             | 0.0  | 0            |
|                                 | 2017 | 0     | 0                                  | 0.0 | 0                         | 0.0 | 0                 | 0.0 | 0         | 0.0  | 0     | 0.0 | 0                                   | 0.0 | 0     | 0.0  | 0                 | 0.0 | 0             | 0.0  | 0            |
| Doctorate                       | 2013 | 0     | 0                                  | 0.0 | 0                         | 0.0 | 0                 | 0.0 | 0         | 0.0  | 0     | 0.0 | 0                                   | 0.0 | 0     | 0.0  | 0                 | 0.0 | 0             | 0.0  | 0            |
|                                 | 2014 | 0     | 0                                  | 0.0 | 0                         | 0.0 | 0                 | 0.0 | 0         | 0.0  | 0     | 0.0 | 0                                   | 0.0 | 0     | 0.0  | 0                 | 0.0 | 0             | 0.0  | 0            |
|                                 | 2015 | 0     | 0                                  | 0.0 | 0                         | 0.0 | 0                 | 0.0 | 0         | 0.0  | 0     | 0.0 | 0                                   | 0.0 | 0     | 0.0  | 0                 | 0.0 | 0             | 0.0  | 0            |
|                                 | 2016 | 0     | 0                                  | 0.0 | 0                         | 0.0 | 0                 | 0.0 | 0         | 0.0  | 0     | 0.0 | 0                                   | 0.0 | 0     | 0.0  | 0                 | 0.0 | 0             | 0.0  | 0            |
|                                 | 2017 | 0     | 0                                  | 0.0 | 0                         | 0.0 | 0                 | 0.0 | 0         | 0.0  | 0     | 0.0 | 0                                   | 0.0 | 0     | 0.0  | 0                 | 0.0 | 0             | 0.0  | 0            |
| Non-Degree & Campus Certificate | 2013 | 2     | 0                                  | 0.0 | 0                         | 0.0 | 0                 | 0.0 | 0         | 0.0  | 0     | 0.0 | 0                                   | 0.0 | 1     | 50.0 | 0                 | 0.0 | 1             | 50.0 | 0            |
|                                 | 2014 | 15    | 0                                  | 0.0 | 1                         | 6.7 | 0                 | 0.0 | 1         | 6.7  | 1     | 6.7 | 0                                   | 0.0 | 13    | 86.7 | 0                 | 0.0 | 0             | 0.0  | 0            |
|                                 | 2015 | 17    | 0                                  | 0.0 | 1                         | 5.9 | 1                 | 5.9 | 2         | 11.8 | 0     | 0.0 | 0                                   | 0.0 | 15    | 88.2 | 0                 | 0.0 | 0             | 0.0  | 0            |
|                                 | 2016 | 19    | 0                                  | 0.0 | 0                         | 0.0 | 1                 | 5.3 | 1         | 5.3  | 0     | 0.0 | 0                                   | 0.0 | 17    | 89.5 | 1                 | 5.3 | 0             | 0.0  | 0            |
|                                 | 2017 | 14    | 1                                  | 7.1 | 1                         | 7.1 | 0                 | 0.0 | 2         | 14.3 | 0     | 0.0 | 0                                   | 0.0 | 12    | 85.7 | 0                 | 0.0 | 0             | 0.0  | 0            |

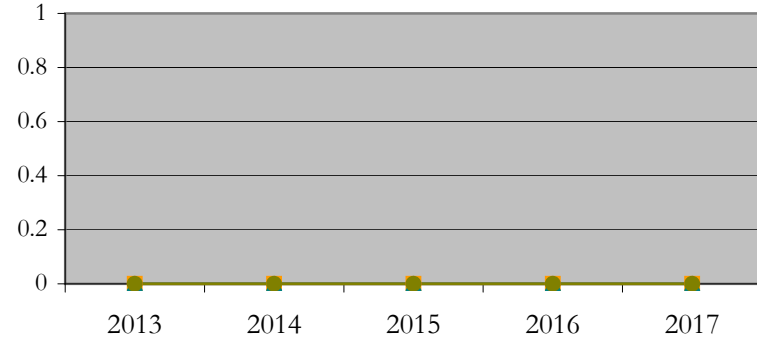
**Note:** URM stands for Under-Represented Minority and includes American Indian or Alaska Native; Black or African-American; Hispanic / Latino race/ethnicity groups

# Applications - Admitted by Race/Ethnicity

Nursing Practice, Peoria, Doctorate  
Fall 2013 - Fall 2017



## Doctorate Students



**Notes:** 1) URM stands for Under-Represented Minority and includes American Indian or Alaska Native; Black or African-American; Hispanic / Latino race/ethnicity groups

2) Individual URM groups, Native Hawaiian Pacific Islander, Two or More Races, and Other race/ethnicity categories left off this charts due to relatively low numbers

**Enrollment - New  
by Race/Ethnicity**

Nursing Practice, Peoria, Doctorate

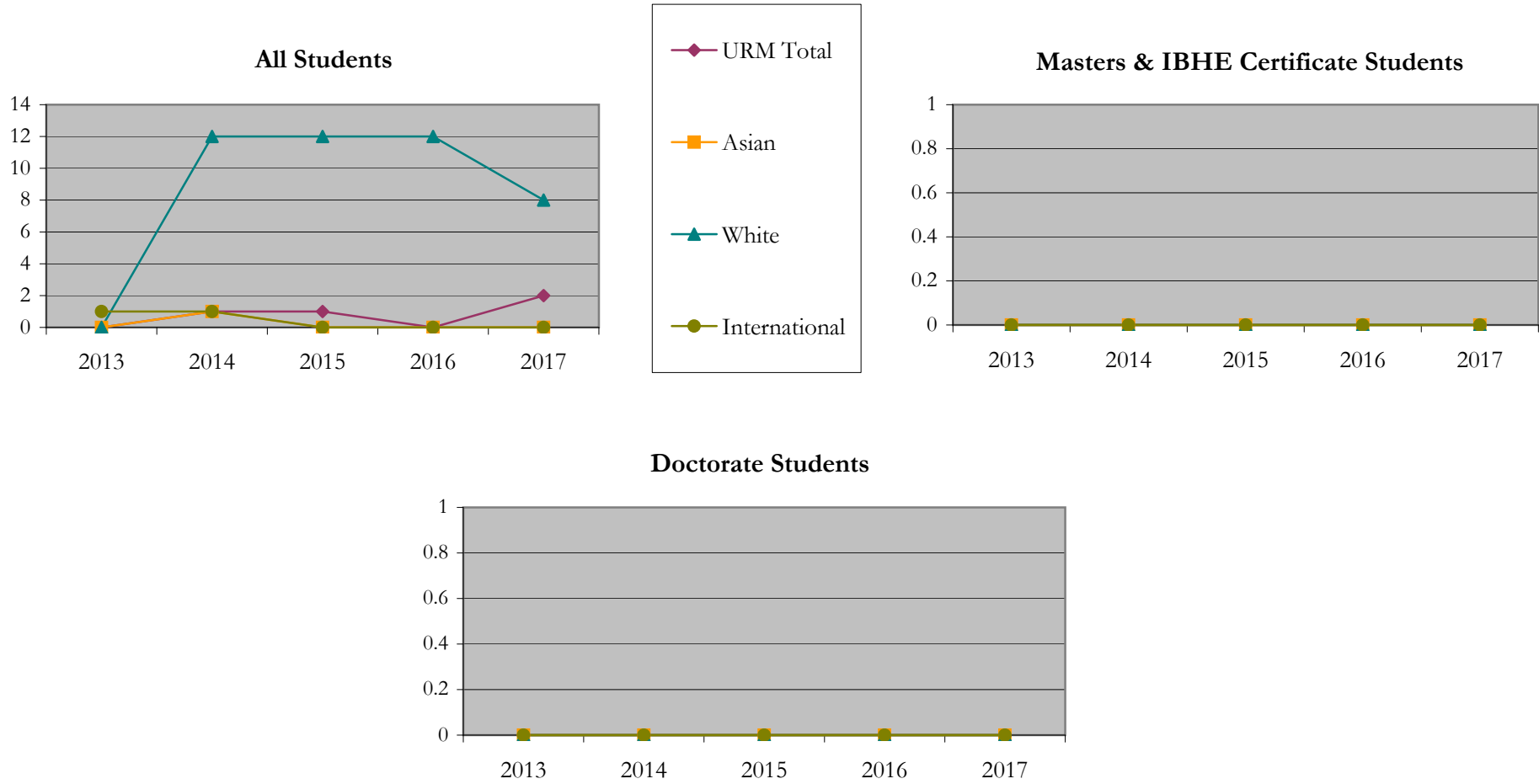
Fall 2013 - Fall 2017

|                                 |      | Total | Under Represented Minorities (URM) |      |                           |      |                   |     |           |      | Asian |     | Native Hawaiian or Pacific Islander |     | White |      | Two or More Races |     | International |       | Not Reported |
|---------------------------------|------|-------|------------------------------------|------|---------------------------|------|-------------------|-----|-----------|------|-------|-----|-------------------------------------|-----|-------|------|-------------------|-----|---------------|-------|--------------|
|                                 |      |       | American Indian or Alaska Native   |      | Black or African American |      | Hispanic / Latino |     | URM Total |      |       |     |                                     |     |       |      |                   |     |               |       |              |
|                                 |      |       | Count                              | %    | Count                     | %    | Count             | %   | Count     | %    |       |     |                                     |     |       |      |                   |     |               |       |              |
| All                             | 2013 | 1     | 0                                  | 0.0  | 0                         | 0.0  | 0                 | 0.0 | 0         | 0.0  | 0     | 0.0 | 0                                   | 0.0 | 0     | 0.0  | 0                 | 0.0 | 1             | 100.0 | 0            |
|                                 | 2014 | 15    | 0                                  | 0.0  | 1                         | 6.7  | 0                 | 0.0 | 1         | 6.7  | 1     | 6.7 | 0                                   | 0.0 | 12    | 80.0 | 0                 | 0.0 | 1             | 6.7   | 0            |
|                                 | 2015 | 13    | 0                                  | 0.0  | 1                         | 7.7  | 0                 | 0.0 | 1         | 7.7  | 0     | 0.0 | 0                                   | 0.0 | 12    | 92.3 | 0                 | 0.0 | 0             | 0.0   | 0            |
|                                 | 2016 | 13    | 0                                  | 0.0  | 0                         | 0.0  | 0                 | 0.0 | 0         | 0.0  | 0     | 0.0 | 0                                   | 0.0 | 12    | 92.3 | 1                 | 7.7 | 0             | 0.0   | 0            |
|                                 | 2017 | 10    | 1                                  | 10.0 | 1                         | 10.0 | 0                 | 0.0 | 2         | 20.0 | 0     | 0.0 | 0                                   | 0.0 | 8     | 80.0 | 0                 | 0.0 | 0             | 0.0   | 0            |
| Masters & IBHE Certificate      | 2013 | 0     | 0                                  | 0.0  | 0                         | 0.0  | 0                 | 0.0 | 0         | 0.0  | 0     | 0.0 | 0                                   | 0.0 | 0     | 0.0  | 0                 | 0.0 | 0             | 0.0   | 0            |
|                                 | 2014 | 0     | 0                                  | 0.0  | 0                         | 0.0  | 0                 | 0.0 | 0         | 0.0  | 0     | 0.0 | 0                                   | 0.0 | 0     | 0.0  | 0                 | 0.0 | 0             | 0.0   | 0            |
|                                 | 2015 | 0     | 0                                  | 0.0  | 0                         | 0.0  | 0                 | 0.0 | 0         | 0.0  | 0     | 0.0 | 0                                   | 0.0 | 0     | 0.0  | 0                 | 0.0 | 0             | 0.0   | 0            |
|                                 | 2016 | 0     | 0                                  | 0.0  | 0                         | 0.0  | 0                 | 0.0 | 0         | 0.0  | 0     | 0.0 | 0                                   | 0.0 | 0     | 0.0  | 0                 | 0.0 | 0             | 0.0   | 0            |
|                                 | 2017 | 0     | 0                                  | 0.0  | 0                         | 0.0  | 0                 | 0.0 | 0         | 0.0  | 0     | 0.0 | 0                                   | 0.0 | 0     | 0.0  | 0                 | 0.0 | 0             | 0.0   | 0            |
| Doctorate                       | 2013 | 0     | 0                                  | 0.0  | 0                         | 0.0  | 0                 | 0.0 | 0         | 0.0  | 0     | 0.0 | 0                                   | 0.0 | 0     | 0.0  | 0                 | 0.0 | 0             | 0.0   | 0            |
|                                 | 2014 | 0     | 0                                  | 0.0  | 0                         | 0.0  | 0                 | 0.0 | 0         | 0.0  | 0     | 0.0 | 0                                   | 0.0 | 0     | 0.0  | 0                 | 0.0 | 0             | 0.0   | 0            |
|                                 | 2015 | 0     | 0                                  | 0.0  | 0                         | 0.0  | 0                 | 0.0 | 0         | 0.0  | 0     | 0.0 | 0                                   | 0.0 | 0     | 0.0  | 0                 | 0.0 | 0             | 0.0   | 0            |
|                                 | 2016 | 0     | 0                                  | 0.0  | 0                         | 0.0  | 0                 | 0.0 | 0         | 0.0  | 0     | 0.0 | 0                                   | 0.0 | 0     | 0.0  | 0                 | 0.0 | 0             | 0.0   | 0            |
|                                 | 2017 | 0     | 0                                  | 0.0  | 0                         | 0.0  | 0                 | 0.0 | 0         | 0.0  | 0     | 0.0 | 0                                   | 0.0 | 0     | 0.0  | 0                 | 0.0 | 0             | 0.0   | 0            |
| Non-Degree & Campus Certificate | 2013 | 1     | 0                                  | 0.0  | 0                         | 0.0  | 0                 | 0.0 | 0         | 0.0  | 0     | 0.0 | 0                                   | 0.0 | 0     | 0.0  | 0                 | 0.0 | 1             | 100.0 | 0            |
|                                 | 2014 | 15    | 0                                  | 0.0  | 1                         | 6.7  | 0                 | 0.0 | 1         | 6.7  | 1     | 6.7 | 0                                   | 0.0 | 12    | 80.0 | 0                 | 0.0 | 1             | 6.7   | 0            |
|                                 | 2015 | 13    | 0                                  | 0.0  | 1                         | 7.7  | 0                 | 0.0 | 1         | 7.7  | 0     | 0.0 | 0                                   | 0.0 | 12    | 92.3 | 0                 | 0.0 | 0             | 0.0   | 0            |
|                                 | 2016 | 13    | 0                                  | 0.0  | 0                         | 0.0  | 0                 | 0.0 | 0         | 0.0  | 0     | 0.0 | 0                                   | 0.0 | 12    | 92.3 | 1                 | 7.7 | 0             | 0.0   | 0            |
|                                 | 2017 | 10    | 1                                  | 10.0 | 1                         | 10.0 | 0                 | 0.0 | 2         | 20.0 | 0     | 0.0 | 0                                   | 0.0 | 8     | 80.0 | 0                 | 0.0 | 0             | 0.0   | 0            |

**Note:** URM stands for Under-Represented Minority and includes American Indian or Alaska Native; Black or African-American; Hispanic / Latino race/ethnicity groups

# Enrollment - New by Race/Ethnicity

Nursing Practice, Peoria, Doctorate  
Fall 2013 - Fall 2017



**Notes:** 1) URM stands for Under-Represented Minority and includes American Indian or Alaska Native; Black or African-American; Hispanic / Latino race/ethnicity groups

2) Individual URM groups, Native Hawaiian Pacific Islander, Two or More Races, and Other race/ethnicity categories left off this charts due to relatively low numbers

**Enrollment - Total  
by Race/Ethnicity**

Nursing Practice, Peoria, Doctorate  
Fall 2013 - Fall 2017

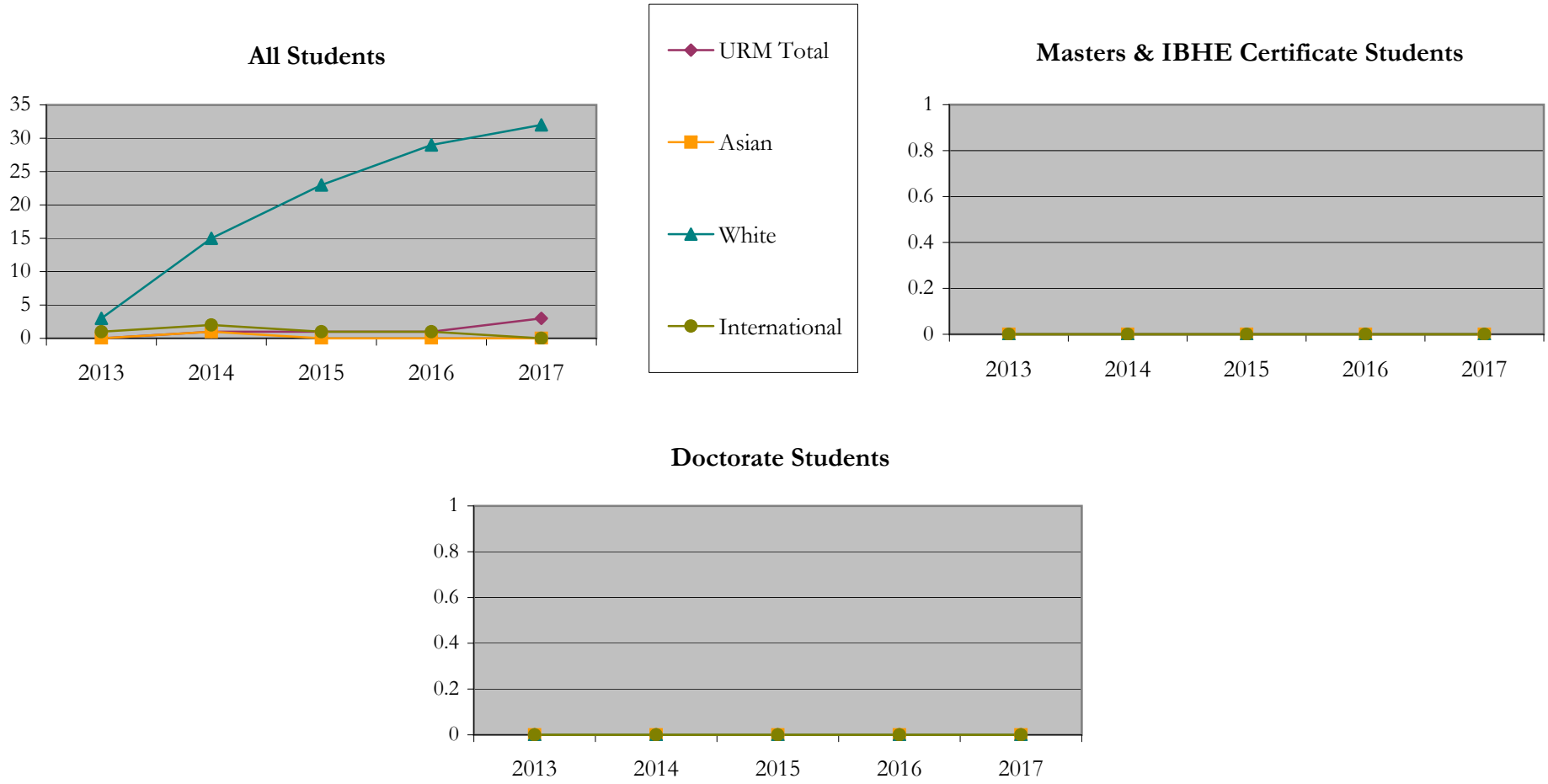
|                                 |      | Total | Under Represented Minorities (URM) |     |                           |     |                   |     |           |     | Asian |     | Native Hawaiian or Pacific Islander |     | White |      | Two or More Races |     | International |      | Not Reported |
|---------------------------------|------|-------|------------------------------------|-----|---------------------------|-----|-------------------|-----|-----------|-----|-------|-----|-------------------------------------|-----|-------|------|-------------------|-----|---------------|------|--------------|
|                                 |      |       | American Indian or Alaska Native   |     | Black or African American |     | Hispanic / Latino |     | URM Total |     |       |     |                                     |     |       |      |                   |     |               |      |              |
|                                 |      |       | Count                              | %   | Count                     | %   | Count             | %   | Count     | %   |       |     |                                     |     |       |      |                   |     |               |      |              |
| All                             | 2013 | 5     | 0                                  | 0.0 | 0                         | 0.0 | 0                 | 0.0 | 0         | 0.0 | 0     | 0.0 | 0                                   | 0.0 | 3     | 60.0 | 0                 | 0.0 | 1             | 20.0 | 1            |
|                                 | 2014 | 20    | 0                                  | 0.0 | 1                         | 5.0 | 0                 | 0.0 | 1         | 5.0 | 1     | 5.0 | 0                                   | 0.0 | 15    | 75.0 | 0                 | 0.0 | 2             | 10.0 | 1            |
|                                 | 2015 | 26    | 0                                  | 0.0 | 1                         | 3.8 | 0                 | 0.0 | 1         | 3.8 | 0     | 0.0 | 0                                   | 0.0 | 23    | 88.5 | 0                 | 0.0 | 1             | 3.8  | 1            |
|                                 | 2016 | 32    | 0                                  | 0.0 | 1                         | 3.1 | 0                 | 0.0 | 1         | 3.1 | 0     | 0.0 | 0                                   | 0.0 | 29    | 90.6 | 1                 | 3.1 | 1             | 3.1  | 0            |
|                                 | 2017 | 36    | 1                                  | 2.8 | 2                         | 5.6 | 0                 | 0.0 | 3         | 8.3 | 0     | 0.0 | 0                                   | 0.0 | 32    | 88.9 | 1                 | 2.8 | 0             | 0.0  | 0            |
| Masters & IBHE Certificate      | 2013 | 0     | 0                                  | 0.0 | 0                         | 0.0 | 0                 | 0.0 | 0         | 0.0 | 0     | 0.0 | 0                                   | 0.0 | 0     | 0.0  | 0                 | 0.0 | 0             | 0.0  | 0            |
|                                 | 2014 | 0     | 0                                  | 0.0 | 0                         | 0.0 | 0                 | 0.0 | 0         | 0.0 | 0     | 0.0 | 0                                   | 0.0 | 0     | 0.0  | 0                 | 0.0 | 0             | 0.0  | 0            |
|                                 | 2015 | 0     | 0                                  | 0.0 | 0                         | 0.0 | 0                 | 0.0 | 0         | 0.0 | 0     | 0.0 | 0                                   | 0.0 | 0     | 0.0  | 0                 | 0.0 | 0             | 0.0  | 0            |
|                                 | 2016 | 0     | 0                                  | 0.0 | 0                         | 0.0 | 0                 | 0.0 | 0         | 0.0 | 0     | 0.0 | 0                                   | 0.0 | 0     | 0.0  | 0                 | 0.0 | 0             | 0.0  | 0            |
|                                 | 2017 | 0     | 0                                  | 0.0 | 0                         | 0.0 | 0                 | 0.0 | 0         | 0.0 | 0     | 0.0 | 0                                   | 0.0 | 0     | 0.0  | 0                 | 0.0 | 0             | 0.0  | 0            |
| Doctorate                       | 2013 | 0     | 0                                  | 0.0 | 0                         | 0.0 | 0                 | 0.0 | 0         | 0.0 | 0     | 0.0 | 0                                   | 0.0 | 0     | 0.0  | 0                 | 0.0 | 0             | 0.0  | 0            |
|                                 | 2014 | 0     | 0                                  | 0.0 | 0                         | 0.0 | 0                 | 0.0 | 0         | 0.0 | 0     | 0.0 | 0                                   | 0.0 | 0     | 0.0  | 0                 | 0.0 | 0             | 0.0  | 0            |
|                                 | 2015 | 0     | 0                                  | 0.0 | 0                         | 0.0 | 0                 | 0.0 | 0         | 0.0 | 0     | 0.0 | 0                                   | 0.0 | 0     | 0.0  | 0                 | 0.0 | 0             | 0.0  | 0            |
|                                 | 2016 | 0     | 0                                  | 0.0 | 0                         | 0.0 | 0                 | 0.0 | 0         | 0.0 | 0     | 0.0 | 0                                   | 0.0 | 0     | 0.0  | 0                 | 0.0 | 0             | 0.0  | 0            |
|                                 | 2017 | 0     | 0                                  | 0.0 | 0                         | 0.0 | 0                 | 0.0 | 0         | 0.0 | 0     | 0.0 | 0                                   | 0.0 | 0     | 0.0  | 0                 | 0.0 | 0             | 0.0  | 0            |
| Non-Degree & Campus Certificate | 2013 | 5     | 0                                  | 0.0 | 0                         | 0.0 | 0                 | 0.0 | 0         | 0.0 | 0     | 0.0 | 0                                   | 0.0 | 3     | 60.0 | 0                 | 0.0 | 1             | 20.0 | 1            |
|                                 | 2014 | 20    | 0                                  | 0.0 | 1                         | 5.0 | 0                 | 0.0 | 1         | 5.0 | 1     | 5.0 | 0                                   | 0.0 | 15    | 75.0 | 0                 | 0.0 | 2             | 10.0 | 1            |
|                                 | 2015 | 26    | 0                                  | 0.0 | 1                         | 3.8 | 0                 | 0.0 | 1         | 3.8 | 0     | 0.0 | 0                                   | 0.0 | 23    | 88.5 | 0                 | 0.0 | 1             | 3.8  | 1            |
|                                 | 2016 | 32    | 0                                  | 0.0 | 1                         | 3.1 | 0                 | 0.0 | 1         | 3.1 | 0     | 0.0 | 0                                   | 0.0 | 29    | 90.6 | 1                 | 3.1 | 1             | 3.1  | 0            |
|                                 | 2017 | 36    | 1                                  | 2.8 | 2                         | 5.6 | 0                 | 0.0 | 3         | 8.3 | 0     | 0.0 | 0                                   | 0.0 | 32    | 88.9 | 1                 | 2.8 | 0             | 0.0  | 0            |

**Note:** URM stands for Under-Represented Minority and includes American Indian or Alaska Native; Black or African-American; Hispanic / Latino race/ethnicity groups



# Enrollment - Total by Race/Ethnicity

Nursing Practice, Peoria, Doctorate  
Fall 2013 - Fall 2017



**Notes:** 1) URM stands for Under-Represented Minority and includes American Indian or Alaska Native; Black or African-American; Hispanic / Latino race/ethnicity groups

2) Individual URM groups, Native Hawaiian Pacific Islander, Two or More Races, and Other race/ethnicity categories left off this charts due to relatively low numbers

# Enrollment

## by Student Type, Enrollment Time, and Gender

Nursing Practice, Peoria, Doctorate

Fall 2013 - Fall 2017

|                                 |      | Total | New   |      | Continuing |      | Male  |      | Female |      | Gender Not Reported | Part-time |      | Full-time |      |
|---------------------------------|------|-------|-------|------|------------|------|-------|------|--------|------|---------------------|-----------|------|-----------|------|
|                                 |      |       | Count | %    | Count      | %    | Count | %    | Count  | %    |                     | Count     | %    | Count     | %    |
| All                             | 2013 | 5     | 1     | 20.0 | 4          | 80.0 | 1     | 20.0 | 4      | 80.0 | 0                   | 1         | 20.0 | 4         | 80.0 |
|                                 | 2014 | 20    | 15    | 75.0 | 5          | 25.0 | 2     | 10.0 | 18     | 90.0 | 0                   | 14        | 70.0 | 6         | 30.0 |
|                                 | 2015 | 26    | 13    | 50.0 | 13         | 50.0 | 4     | 15.4 | 22     | 84.6 | 0                   | 22        | 84.6 | 4         | 15.4 |
|                                 | 2016 | 32    | 13    | 40.6 | 19         | 59.4 | 3     | 9.4  | 29     | 90.6 | 0                   | 30        | 93.8 | 2         | 6.3  |
|                                 | 2017 | 36    | 10    | 27.8 | 26         | 72.2 | 3     | 8.3  | 33     | 91.7 | 0                   | 34        | 94.4 | 2         | 5.6  |
| Masters & IBHE Certificate      | 2013 | 0     | 0     | 0.0  | 0          | 0.0  | 0     | 0.0  | 0      | 0.0  | 0                   | 0         | 0.0  | 0         | 0.0  |
|                                 | 2014 | 0     | 0     | 0.0  | 0          | 0.0  | 0     | 0.0  | 0      | 0.0  | 0                   | 0         | 0.0  | 0         | 0.0  |
|                                 | 2015 | 0     | 0     | 0.0  | 0          | 0.0  | 0     | 0.0  | 0      | 0.0  | 0                   | 0         | 0.0  | 0         | 0.0  |
|                                 | 2016 | 0     | 0     | 0.0  | 0          | 0.0  | 0     | 0.0  | 0      | 0.0  | 0                   | 0         | 0.0  | 0         | 0.0  |
|                                 | 2017 | 0     | 0     | 0.0  | 0          | 0.0  | 0     | 0.0  | 0      | 0.0  | 0                   | 0         | 0.0  | 0         | 0.0  |
| Doctorate                       | 2013 | 0     | 0     | 0.0  | 0          | 0.0  | 0     | 0.0  | 0      | 0.0  | 0                   | 0         | 0.0  | 0         | 0.0  |
|                                 | 2014 | 0     | 0     | 0.0  | 0          | 0.0  | 0     | 0.0  | 0      | 0.0  | 0                   | 0         | 0.0  | 0         | 0.0  |
|                                 | 2015 | 0     | 0     | 0.0  | 0          | 0.0  | 0     | 0.0  | 0      | 0.0  | 0                   | 0         | 0.0  | 0         | 0.0  |
|                                 | 2016 | 0     | 0     | 0.0  | 0          | 0.0  | 0     | 0.0  | 0      | 0.0  | 0                   | 0         | 0.0  | 0         | 0.0  |
|                                 | 2017 | 0     | 0     | 0.0  | 0          | 0.0  | 0     | 0.0  | 0      | 0.0  | 0                   | 0         | 0.0  | 0         | 0.0  |
| Non-Degree & Campus Certificate | 2013 | 5     | 1     | 20.0 | 4          | 80.0 | 1     | 20.0 | 4      | 80.0 | 0                   | 1         | 20.0 | 4         | 80.0 |
|                                 | 2014 | 20    | 15    | 75.0 | 5          | 25.0 | 2     | 10.0 | 18     | 90.0 | 0                   | 14        | 70.0 | 6         | 30.0 |
|                                 | 2015 | 26    | 13    | 50.0 | 13         | 50.0 | 4     | 15.4 | 22     | 84.6 | 0                   | 22        | 84.6 | 4         | 15.4 |
|                                 | 2016 | 32    | 13    | 40.6 | 19         | 59.4 | 3     | 9.4  | 29     | 90.6 | 0                   | 30        | 93.8 | 2         | 6.3  |
|                                 | 2017 | 36    | 10    | 27.8 | 26         | 72.2 | 3     | 8.3  | 33     | 91.7 | 0                   | 34        | 94.4 | 2         | 5.6  |

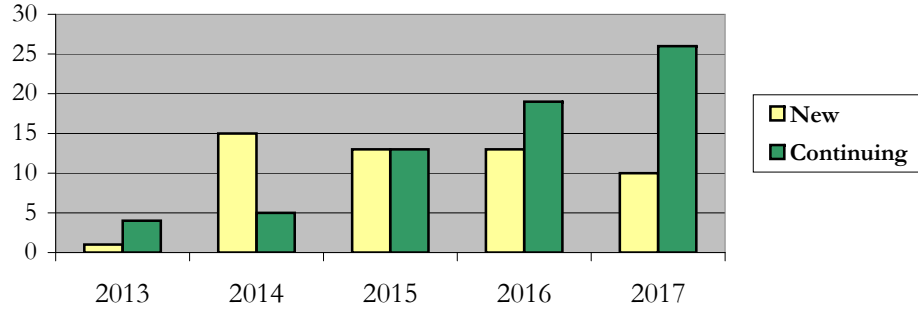
# Enrollment

## by Student Type, Enrollment Time, and Gender (All Students)

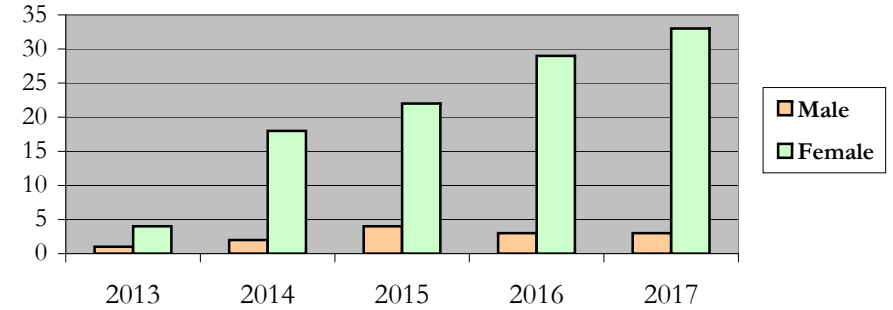
Nursing Practice, Peoria, Doctorate

Fall 2013 - Fall 2017

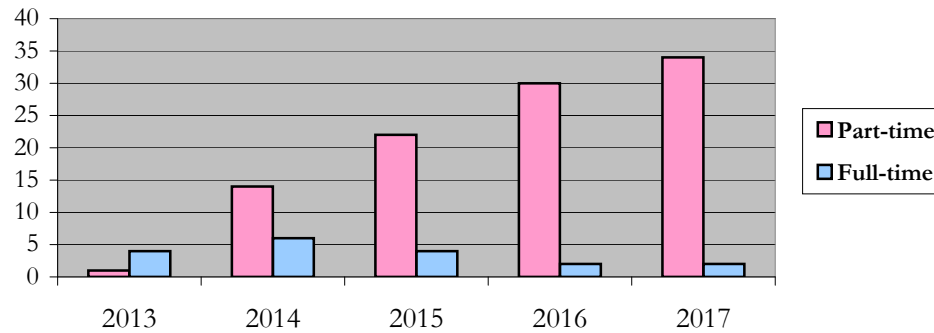
### New and Continuing Enrollment



### Enrollment by Gender



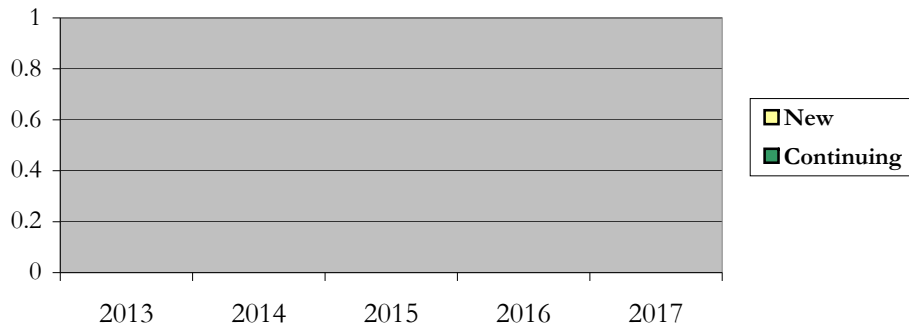
### Enrollment by Student Enrollment Time



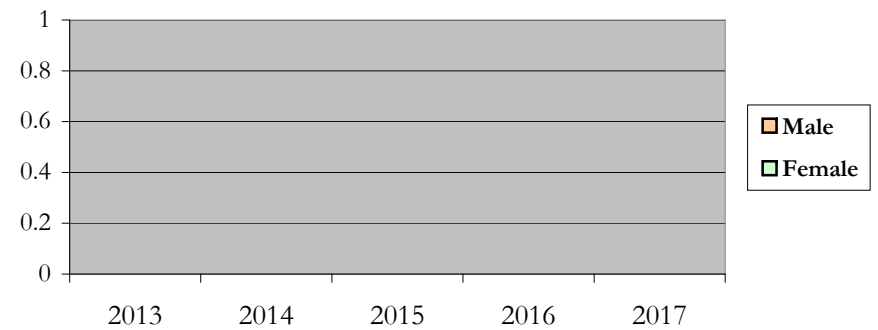
# Enrollment by Student Type, Enrollment Time, and Gender (Master's Students)

Nursing Practice, Peoria, Doctorate  
Fall 2013 - Fall 2017

### New and Continuing Enrollment



### Enrollment by Gender



### Enrollment by Student Enrollment Time



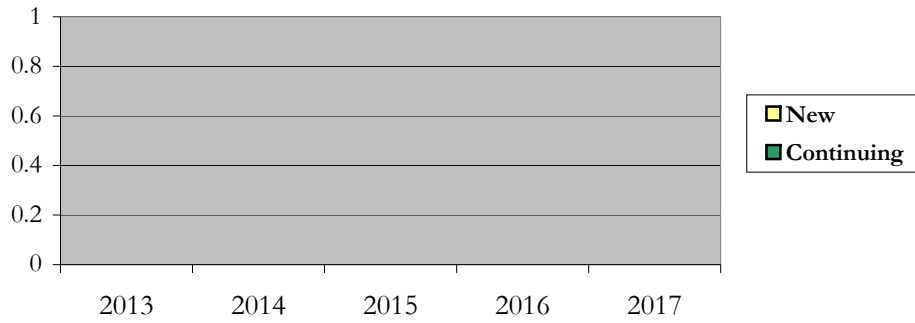
# Enrollment

## by Student Type, Enrollment Time, and Gender (Doctorate Students)

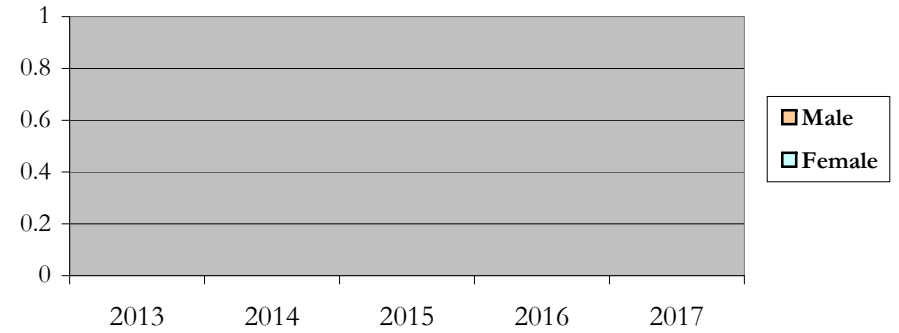
Nursing Practice, Peoria, Doctorate

Fall 2013 - Fall 2017

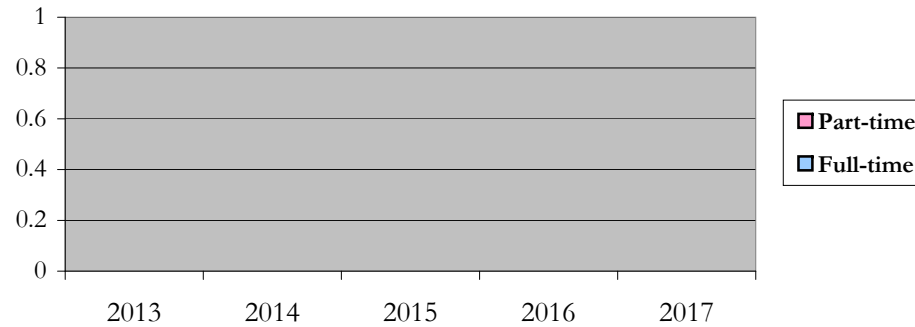
### New and Continuing Enrollment



### Enrollment by Gender



### Enrollment by Student Enrollment Time



# Degrees Conferred by Race/Ethnicity

Nursing Practice, Peoria, Doctorate

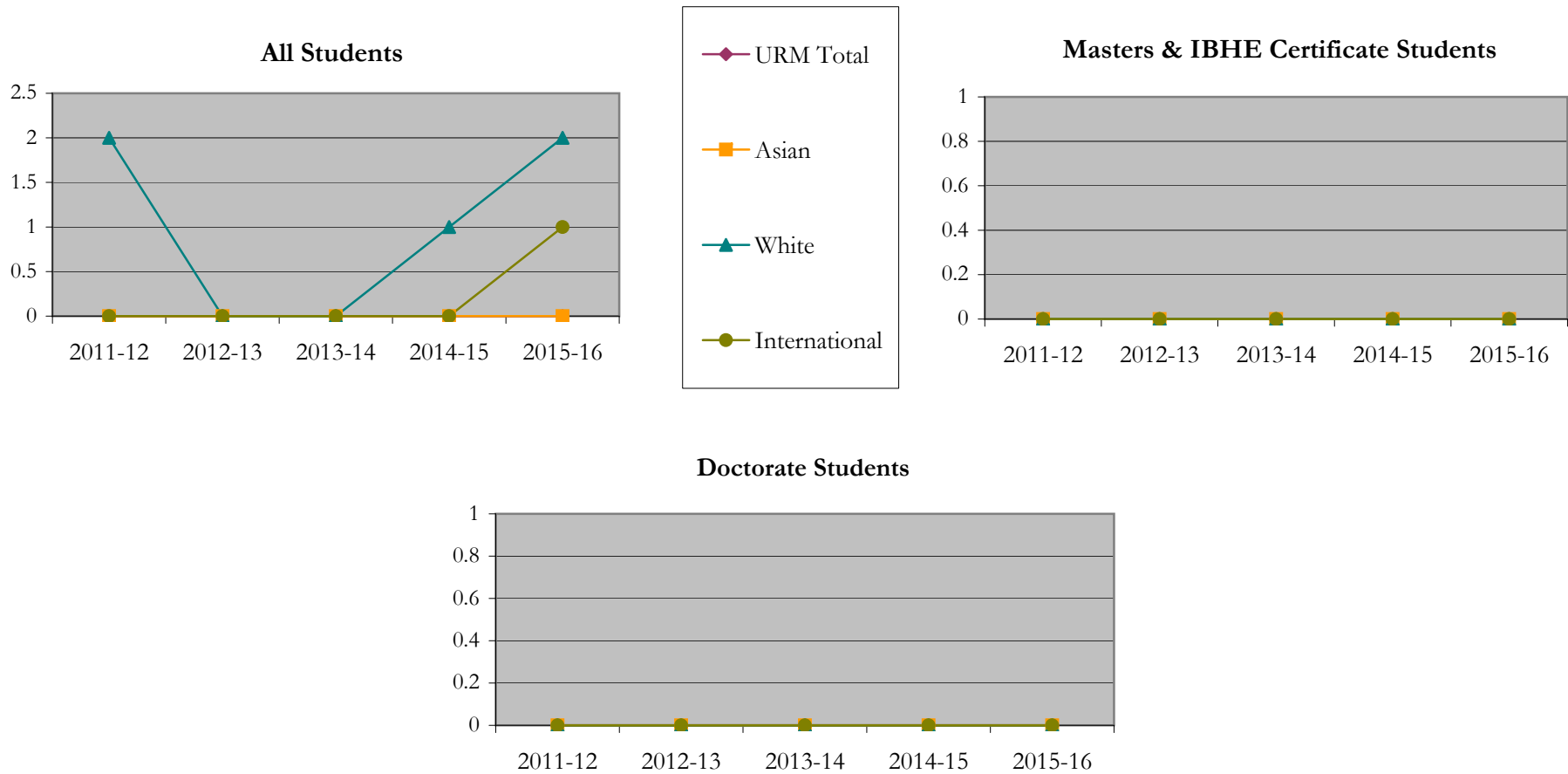
Fall 2013 - Fall 2017

|                                 |           | Total | Under Represented Minorities (URM) |     |                           |     |                   |     |           |     | Asian | Native Hawaiian or Pacific Islander | White | Two or More Races | International | Not Reported |       |     |       |      |       |
|---------------------------------|-----------|-------|------------------------------------|-----|---------------------------|-----|-------------------|-----|-----------|-----|-------|-------------------------------------|-------|-------------------|---------------|--------------|-------|-----|-------|------|-------|
|                                 |           |       | American Indian or Alaska Native   |     | Black or African American |     | Hispanic / Latino |     | URM Total |     |       |                                     |       |                   |               |              |       |     |       |      |       |
|                                 |           |       | Count                              | %   | Count                     | %   | Count             | %   | Count     | %   |       |                                     |       |                   |               |              | Count | %   | Count | %    | Count |
| All                             | 2012 - 13 | 2     | 0                                  | 0.0 | 0                         | 0.0 | 0                 | 0.0 | 0         | 0.0 | 0     | 0.0                                 | 0     | 0.0               | 2             | 100.0        | 0     | 0.0 | 0     | 0.0  | 0     |
|                                 | 2013 - 14 | 0     | 0                                  | 0.0 | 0                         | 0.0 | 0                 | 0.0 | 0         | 0.0 | 0     | 0.0                                 | 0     | 0.0               | 0             | 0.0          | 0     | 0.0 | 0     | 0.0  | 0     |
|                                 | 2014 - 15 | 0     | 0                                  | 0.0 | 0                         | 0.0 | 0                 | 0.0 | 0         | 0.0 | 0     | 0.0                                 | 0     | 0.0               | 0             | 0.0          | 0     | 0.0 | 0     | 0.0  | 0     |
|                                 | 2015 - 16 | 2     | 0                                  | 0.0 | 0                         | 0.0 | 0                 | 0.0 | 0         | 0.0 | 0     | 0.0                                 | 0     | 0.0               | 1             | 50.0         | 0     | 0.0 | 0     | 0.0  | 1     |
|                                 | 2016 - 17 | 3     | 0                                  | 0.0 | 0                         | 0.0 | 0                 | 0.0 | 0         | 0.0 | 0     | 0.0                                 | 0     | 0.0               | 2             | 66.7         | 0     | 0.0 | 1     | 33.3 | 0     |
| Masters & IBHE Certificate      | 2012 - 13 | 0     | 0                                  | 0.0 | 0                         | 0.0 | 0                 | 0.0 | 0         | 0.0 | 0     | 0.0                                 | 0     | 0.0               | 0             | 0.0          | 0     | 0.0 | 0     | 0.0  | 0     |
|                                 | 2013 - 14 | 0     | 0                                  | 0.0 | 0                         | 0.0 | 0                 | 0.0 | 0         | 0.0 | 0     | 0.0                                 | 0     | 0.0               | 0             | 0.0          | 0     | 0.0 | 0     | 0.0  | 0     |
|                                 | 2014 - 15 | 0     | 0                                  | 0.0 | 0                         | 0.0 | 0                 | 0.0 | 0         | 0.0 | 0     | 0.0                                 | 0     | 0.0               | 0             | 0.0          | 0     | 0.0 | 0     | 0.0  | 0     |
|                                 | 2015 - 16 | 0     | 0                                  | 0.0 | 0                         | 0.0 | 0                 | 0.0 | 0         | 0.0 | 0     | 0.0                                 | 0     | 0.0               | 0             | 0.0          | 0     | 0.0 | 0     | 0.0  | 0     |
|                                 | 2016 - 17 | 0     | 0                                  | 0.0 | 0                         | 0.0 | 0                 | 0.0 | 0         | 0.0 | 0     | 0.0                                 | 0     | 0.0               | 0             | 0.0          | 0     | 0.0 | 0     | 0.0  | 0     |
| Doctorate                       | 2012 - 13 | 0     | 0                                  | 0.0 | 0                         | 0.0 | 0                 | 0.0 | 0         | 0.0 | 0     | 0.0                                 | 0     | 0.0               | 0             | 0.0          | 0     | 0.0 | 0     | 0.0  | 0     |
|                                 | 2013 - 14 | 0     | 0                                  | 0.0 | 0                         | 0.0 | 0                 | 0.0 | 0         | 0.0 | 0     | 0.0                                 | 0     | 0.0               | 0             | 0.0          | 0     | 0.0 | 0     | 0.0  | 0     |
|                                 | 2014 - 15 | 0     | 0                                  | 0.0 | 0                         | 0.0 | 0                 | 0.0 | 0         | 0.0 | 0     | 0.0                                 | 0     | 0.0               | 0             | 0.0          | 0     | 0.0 | 0     | 0.0  | 0     |
|                                 | 2015 - 16 | 0     | 0                                  | 0.0 | 0                         | 0.0 | 0                 | 0.0 | 0         | 0.0 | 0     | 0.0                                 | 0     | 0.0               | 0             | 0.0          | 0     | 0.0 | 0     | 0.0  | 0     |
|                                 | 2016 - 17 | 0     | 0                                  | 0.0 | 0                         | 0.0 | 0                 | 0.0 | 0         | 0.0 | 0     | 0.0                                 | 0     | 0.0               | 0             | 0.0          | 0     | 0.0 | 0     | 0.0  | 0     |
| Non-Degree & Campus Certificate | 2012 - 13 | 2     | 0                                  | 0.0 | 0                         | 0.0 | 0                 | 0.0 | 0         | 0.0 | 0     | 0.0                                 | 0     | 0.0               | 2             | 100.0        | 0     | 0.0 | 0     | 0.0  | 0     |
|                                 | 2013 - 14 | 0     | 0                                  | 0.0 | 0                         | 0.0 | 0                 | 0.0 | 0         | 0.0 | 0     | 0.0                                 | 0     | 0.0               | 0             | 0.0          | 0     | 0.0 | 0     | 0.0  | 0     |
|                                 | 2014 - 15 | 0     | 0                                  | 0.0 | 0                         | 0.0 | 0                 | 0.0 | 0         | 0.0 | 0     | 0.0                                 | 0     | 0.0               | 0             | 0.0          | 0     | 0.0 | 0     | 0.0  | 0     |
|                                 | 2015 - 16 | 2     | 0                                  | 0.0 | 0                         | 0.0 | 0                 | 0.0 | 0         | 0.0 | 0     | 0.0                                 | 0     | 0.0               | 1             | 50.0         | 0     | 0.0 | 0     | 0.0  | 1     |
|                                 | 2016 - 17 | 3     | 0                                  | 0.0 | 0                         | 0.0 | 0                 | 0.0 | 0         | 0.0 | 0     | 0.0                                 | 0     | 0.0               | 2             | 66.7         | 0     | 0.0 | 1     | 33.3 | 0     |

**Note:** Each row represents a fiscal year, beginning with Summer term and ending with Spring.

# Degrees Conferred by Race/Ethnicity

Nursing Practice, Peoria, Doctorate  
Fall 2013 - Fall 2017



**Notes:** 1) URM stands for Under-Represented Minority and includes American Indian or Alaska Native; Black or African-American; Hispanic / Latino race/ethnicity groups  
2) Individual URM groups, Native Hawaiian Pacific Islander, Two or More Races, and Other race/ethnicity categories left off this charts due to relatively low numbers

**Degrees Conferred**  
**by Gender**

Nursing Practice, Peoria, Doctorate  
 Fall 2013 - Fall 2017

|                                  |           | Total | Male  |      | Female |       | Not Reported |
|----------------------------------|-----------|-------|-------|------|--------|-------|--------------|
|                                  |           |       | Count | %    | Count  | %     |              |
| All                              | 2012 - 13 | 2     | 0     | 0.0  | 2      | 100.0 | 0            |
|                                  | 2013 - 14 | 0     | 0     | 0.0  | 0      | 0.0   | 0            |
|                                  | 2014 - 15 | 0     | 0     | 0.0  | 0      | 0.0   | 0            |
|                                  | 2015 - 16 | 2     | 1     | 50.0 | 1      | 50.0  | 0            |
|                                  | 2016 - 17 | 3     | 0     | 0.0  | 3      | 100.0 | 0            |
| Masters &<br>IBHE<br>Certificate | 2012 - 13 | 0     | 0     | 0.0  | 0      | 0.0   | 0            |
|                                  | 2013 - 14 | 0     | 0     | 0.0  | 0      | 0.0   | 0            |
|                                  | 2014 - 15 | 0     | 0     | 0.0  | 0      | 0.0   | 0            |
|                                  | 2015 - 16 | 0     | 0     | 0.0  | 0      | 0.0   | 0            |
|                                  | 2016 - 17 | 0     | 0     | 0.0  | 0      | 0.0   | 0            |
| Doctorate                        | 2012 - 13 | 0     | 0     | 0.0  | 0      | 0.0   | 0            |
|                                  | 2013 - 14 | 0     | 0     | 0.0  | 0      | 0.0   | 0            |
|                                  | 2014 - 15 | 0     | 0     | 0.0  | 0      | 0.0   | 0            |
|                                  | 2015 - 16 | 0     | 0     | 0.0  | 0      | 0.0   | 0            |
|                                  | 2016 - 17 | 0     | 0     | 0.0  | 0      | 0.0   | 0            |
| Campus<br>Certificates           | 2012 - 13 | 2     | 0     | 0.0  | 2      | 100.0 | 0            |
|                                  | 2013 - 14 | 0     | 0     | 0.0  | 0      | 0.0   | 0            |
|                                  | 2014 - 15 | 0     | 0     | 0.0  | 0      | 0.0   | 0            |
|                                  | 2015 - 16 | 2     | 1     | 50.0 | 1      | 50.0  | 0            |
|                                  | 2016 - 17 | 3     | 0     | 0.0  | 3      | 100.0 | 0            |

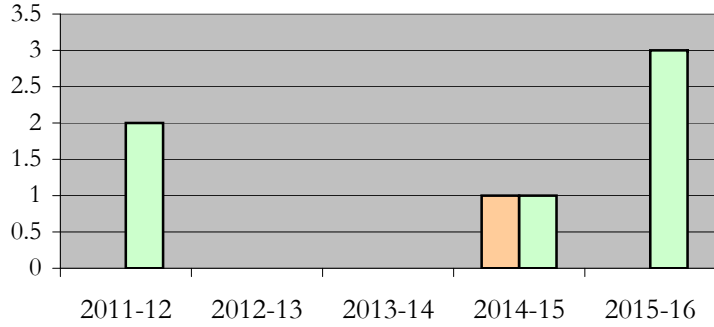
**Note:** Each row represents a fiscal year, beginning with Summer term and ending with Spring.



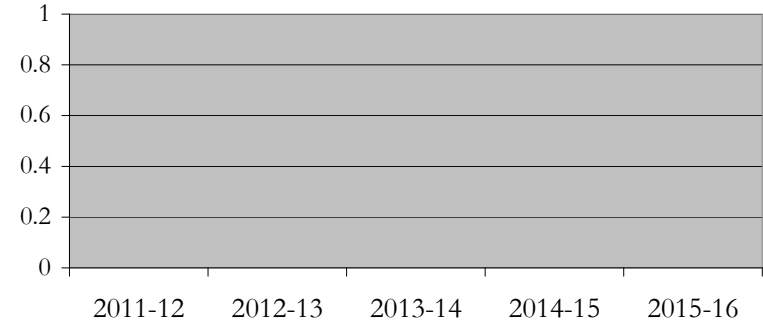
# Degrees Conferred by Gender

Nursing Practice, Peoria, Doctorate  
Fall 2013 - Fall 2017

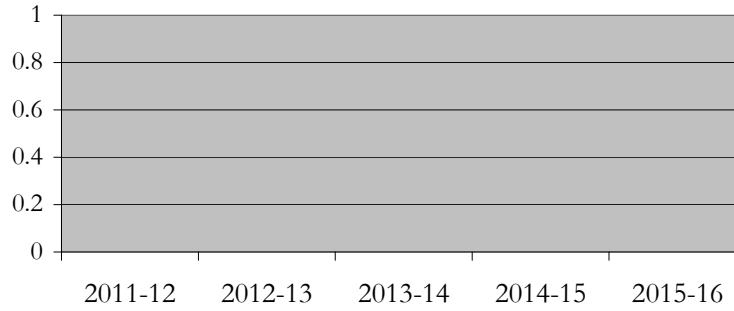
### All Students



### Masters & IBHE Certificate Students



### Doctorate Students



## **Appendix A**

Nursing Practice, Peoria, Doctorate

Fall 2013 - Fall 2017

### **List of program codes included in this document**

20FS5048DNP5

20FW5048DNP5

**Notes:** 1) Program codes are sorted by alphabetical order in column-wise fashion

2) Program codes highlighted in yellow did not have applications, enrollment, nor degrees conferred in the covered period